



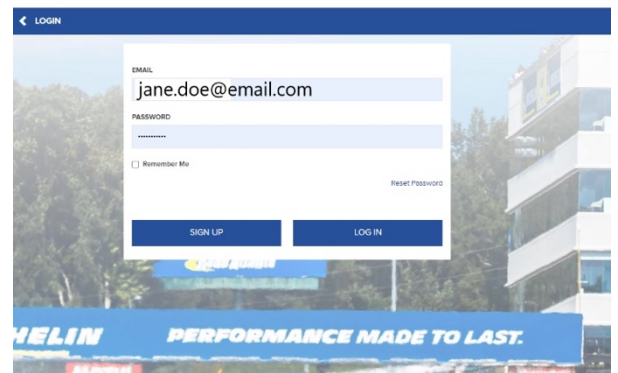
My Ticket Account – Ticket Recall Overview

Using your Google Chrome, Firefox or Safari browser, navigate to the tracks website and select “My Account or LOG IN”.



Log in to your My Tickets Account using your email address and password established upon initial account setup. If this is your first time logging into your My Tickets account, please see additional instructions for establishing your account.

The following page displays your upcoming events with ability to view your upcoming ticket inventory. Select the event containing previously forwarded tickets to be recalled.



Select ‘Recall’ from the Ticket Actions toggle.

Choose the tickets you wish to Recall and select ‘CONTINUE’.

Review your selection and select ‘RECALL TICKETS’.

Once tickets have been recalled, you can close your browser.

